




Welcome to
Ravensfield's
Nursery



Unfortunately, in the current circumstances, we are not able to invite you into Nursery in person so we have put together some photos of our classroom to share with you instead.

Within Nursery we learn through play, and so the majority of our environment operates on continuous provision. Ms Morgan and Mrs Moss then enhance the provision through questioning and engagement with your children.

We hope you enjoy looking around and exploring our exciting environment.



Welcome to
Nursery. This is
our classroom
door.

Ms Morgan and
Mrs Moss change
the display on the
door to suit
whatever topic is
being done!



This is Ms
Morgan's carpet
area.

This is where
children from her
group gather for
the register,
snack and story
time at the end of
the session.



This is Mrs Moss'
carpet area.

This is where
children from her
group gather for
the register,
snack and story
time at the end of
the session.



These are our
toilets.

We allow the
children to go to
the toilet
independently,
one at a time.



This is our
Dough Area.

Each week we
work together to
make our own play
dough.

We love to work
on our fine motor
skills in this area!



This is our
Reading Corner.

We are
passionate about
teaching a love of
reading.

We love to work
on our reading
skills in this area!



This is our
Thrive Area.

We use this quiet
space if we want
to think about our
feelings.

Our teachers sit
with us in this
area to make sure
we are ok.



This is our Sand
Area.

We are able to
independently
choose resources
off the shelves to
enhance our sand
play.



This is our
Water Area.

We are able to
independently
choose resources
off the shelves to
enhance our water
play.



This is our
Mark Making
Area.

We use this area
to develop our
writing skills. We
have a wide range
of things to write
on, an things to
write with.

Writing cards to
special people is
always a popular
activity!

This is our
Creative Area.

We use this area
to develop our
creative skills.
We have a wide
range of things to
allow children to
be creative.

Lots of recycling
gets used in this
area, so please
feel free to
donate to us!



This is our
Investigation
Area.

We use this area
to develop our
investigative
skills.


We ensure that
these
investigations
take place using
as many of our
senses as possible





This is our
Home Corner.

We love to take
on different roles
in this area and
recreate things
that are familiar
to us.



This is our
Puzzle Area.

This area lets us
explore shape
and space.



This is our
Maths Area.

This area lets us
explore shapes
numbers, patterns
and explore the
language linked
with all of these.



This is our
I Pad Area.

Technology is
really important
and we love
learning with and
through the
programmes on
the I Pads.

This is our
Musical Area.



Here we like to
explore the
different sounds
the instruments
make.

We love to
explore how loudly
or quietly we can
play them.

We also use this
area to explore
pattern, rhythm
and beat



This is our
Small World Area.

This is where
children can play
imaginatively with
cars, trains,
farms, houses
etc.. to create
worlds of their
own.



This is our
Construction
Area.


This is where
children can play
imaginatively with
wooden and
plastic
construction toys
to build and
balance

This is our
Outdoor Area.



This space is used
whatever the
weather so please
be sure to send
your child with
wellies (we have
waterproof).

It gets set up
daily with a range
of resources to
enhance the
children's
learning.



We hope that you have enjoyed looking
around the Nursery Classroom.

If there are still things you would like to
know please don't hesitate to email either
Mrs Morgan (Nursery Teacher) or Mrs
Taylor-Stott (EYFS Leader)

nursery@ravensfield.tameside.sch.uk

receptionred@ravensfield.tameside.sch.uk